



District Report Card: 2017


State: Assam	District: Dibrugarh
Class: 8	Subject: Language
Schools: 51	Students: 1237


Participation/Coverage


Students

<div>GENDER</div> <div></div>	Boys		Girls	
	Number	%	Number	%
	544	43.98	693	56.02

<div>AREA</div> <div></div>	Rural		Urban	
	Number	%	Number	%
	1032	83.43	205	16.57

<div>CATEGORY</div> <div></div>	SC		ST		OBC		GEN	
	Number	%	Number	%	Number	%	Number	%
	62	5.01	133	10.75	931	75.26	111	8.97

<div>CWSN</div> <div></div>	LD	VI	HI	S&LD	ID	Oth
	1	1	2	1	0	0

<div>Management</div> <div></div>	Government		Government-aided	
	Number	%	Number	%
	901	72.84	336	27.16

Average Performance of Students in Language (%)

Overall	Gender		Area		Management		Social Group			
	Male	Female	Rural	Urban	Govt.	Aided	SC	ST	OBC	GEN
55.48	56.23	54.90	55.53	55.25	55.45	55.58	57.53	59.40	54.51	57.78

Performance on Learning Outcomes (LOs)

Learning Outcomes	Description	Average Performance(%)
L813	Read textual/non-textual materials with comprehension and identifies the details, characters, main idea and sequence of ideas and events while reading	55.48

Range of Performance of Students who Answered Correctly							
Below 30%		30% - 50%		50% - 75%		Above 75%	
Number	%	Number	%	Number	%	Number	%
148	11.96	316	25.55	595	48.10	178	14.39

Lowest Performing Learning Outcomes (LOs)

1 - Read textual/non-textual materials with comprehension and identifies the details, characters, main idea and sequence of ideas and events while reading (55.48)